


blank page

POISON
KEEP OUT OF REACH OF CHILDREN
READ SAFETY DIRECTIONS BEFORE OPENING OR USING

Apparent 

Tebuthiuron 200

HERBICIDE

ACTIVE CONSTITUENT: 200 g/kg TEBUTHIURON

GROUP C HERBICIDE

For control of brigalow regrowth, tea tree regrowth, *Mimosa pigra* and certain problem woody weeds on grazing lands by hand, aerial and ground application as specified in the Directions for Use table.
IMPORTANT: Read this booklet before use.

APVMA Approval No: 69904/105616

AIRR APPARENT PTY LTD
15/16 Princes Street, Newport NSW 2106
M 0411 227 338 | E enquiries@apparentag.com.au | www.apparentag.com.au

177

DIRECTIONS FOR USE

RESTRAINTS

- DO NOT apply this product to salt or erosion prone areas.
- DO NOT apply this product within 100 metres of a recognised water course.
- DO NOT apply Apparent Tebuthiuron 200 Herbicide on land with a slope greater than 20 percent (11 degrees).
- DO NOT apply Apparent Tebuthiuron 200 Herbicide under conditions which will cause pellet movement to non-target areas during application.
- RETAIN at least 20 percent of the original tree population in wildlife corridors that are at least 100 metres wide. These are essential for shade and protection of livestock and native fauna. Ideally, shelter belts should traverse variable terrain, particularly ridgelines and hill tops as well as water courses, and link other vegetated corridors where possible.
- FOR LONG TERM VIABILITY retain a minimum of 5 hectares for shade areas, regardless of vegetation type.
- DO NOT apply Apparent Tebuthiuron 200 Herbicide on field crops, near desirable trees or shrubs or to areas into which their roots may extend or in locations where the chemical may be washed into contact with their roots as injury or death may occur.
- DO NOT apply Apparent Tebuthiuron 200 Herbicide to land to be put under field crops within 5 years of application.

Table 1: Hand Application

See GENERAL INSTRUCTIONS - APPLICATION section for application method details.

SITUATION	WEEDS CONTROLLED	STATE
Brigalow regrowth and associated problem woody weeds on grazing land	Belah	Qld only
	Brigalow, Currant Bush	NSW & Qld only
	Dawson Gum	Qld only
	False Sandlewood (1)	NSW & Qld only
	Holly Bush	
	Limebush	
	Poplar Box	Qld only
	Whitewood	NSW, Qld & NT only
	Yellowwood	Qld only
Tea tree regrowth and associated woody weeds on grazing land	Black Tea Tree	Qld, WA & NT only
	Broadleaf Tea Tree	
	Cocky Apple (1)	
	Paperbark Tea Tree, Poplar Gum	
	Swamp Box	
Other woody weeds on grazing land	African Boxthorn	NSW, Qld & NT only
	Blue Heliotrope (2)	NSW only
	Broadleaf Ironbark, Brown Box	Qld only
	Coolibah	Qld & NT only
	Gidgee	Qld only
	Gum-topped Box	
	Groundsel Bush	NSW & Qld only
	Lantana (1)	
	Parkinsonia	Qld & NT only
	Prickly Acacia, Rubbervine	Qld & NT only
	Wild Rosemary	NSW & Qld only

RATE g/m ²	CRITICAL COMMENTS
1.5	Estimate the area within 30 cm beyond the drip zone of each target weed or group of weeds and calculate the amount of Apparent Tebuthiuron 200 Herbicide to cover area to be treated. Distribute the required dose uniformly within this area. Use the higher rate for heavy density regrowth and heavy clay soils. (1) Some suppression of these species is provided by the rates given. (2) DO NOT use within 30m of trees. DO NOT apply to single continuous area greater than 0.5 ha in size.
1 to 1.5	
1	
2	
1.5	
1	
1.5	
1	
1.5	
2	
2	
0.5	
1.5	
1	
2	
1 to 1.5	
1.5	

SITUATION	WEEDS CONTROLLED	STATE
Giant sensitive plant on grazing land and other grasslands	<i>Mimosa pigra</i>	NT only

RATE g/m ²	CRITICAL COMMENTS
1	Apply after the onset of storms (to moisten soil, close soil cracks (where applicable) and freshen growth of giant sensitive tree) and before wet season surface flooding. Repeat application may be required in year two for long term control. Some grass suppression may occur.

NOT TO BE USED FOR ANY PURPOSE, OR IN ANY MANNER, CONTRARY TO THIS LABEL UNLESS AUTHORISED UNDER APPROPRIATE LEGISLATION.

DIRECTIONS FOR USE: Aerial and Ground Application

See GENERAL INSTRUCTIONS - APPLICATION METHODS Section for application method details.

SITUATION	WEEDS CONTROLLED	STATE
Brigalow regrowth and associated problem woody weeds on grazing land	Belah, Brigalow, Currant Bush, Dawson Gum, Limebush, Poplar Box, Scrub Boonaree, Whitewood, Wild Rosemary, Yellowwood False Sandalwood (1)	Qld only
Tea tree regrowth and associated woody weeds on grazing land	Broadleaf Tea Tree, Paperbark Tea Tree Cocky Apple (2), Swamp Box	
Other woody weeds on grazing land	Gidgee Parkinsonia Prickly Acacia Polar Gum Rubbervine	Qld only Qld & NT only
Eucalypt woodland management using Property Management Planning Principles	Poplar Box	Qld only
Giant sensitive plant on grazing land and other grasslands	<i>Mimosa pigra</i>	NT only

RATE kg/ha	CRITICAL COMMENTS
7.5 to 15	For brigalow areas, a guide to the recommended rates is 7.5 kg for lighter duplex soils, 10 kg for medium density regrowth on light clay soils, 12.5 kg and above for heavy density regrowth on heavy acidic clays.
10 to 15	On False Sandalwood partial control and suppression only will be obtained at the specified rate.
5 to 7.5	For tea tree use the highest rate if the area is prone to waterlogging. Excessive rainfall or waterlogging may reduce control.
10	(2) For Cocky Apple partial control and suppression only will be given at the specified rate.
5 to 10	Use the high rate on dense growth or heavy clay soils.
10 to 15	
7.5 to 10	
7.5 to 15	Use the higher rate on dense growth or heavier clay soils. To be used in accordance with any "Tree Clearing Guidelines" and 20% intact retention of species.
7.5 to 10	
5 to 10	Apply after the onset of storms (to moisten soil, close soil cracks - where applicable - and freshen growth of giant sensitive plant) and before wet season surface flooding. Repeat application may be required in year two for long term control. Some grass suppression may occur.

NOT TO BE USED FOR ANY PURPOSE, OR IN ANY MANNER, CONTRARY TO THIS LABEL UNLESS AUTHORISED UNDER APPROPRIATE LEGISLATION.

FOR NATIVE VEGETATION

Use of Apparent Tebuthiuron 200 Herbicide on native vegetation must be done in accordance with STATE and/or LOCAL legislation.

WITHOLDING PERIOD: NOT REQUIRED WHEN USED AS DIRECTED.

GENERAL INSTRUCTIONS

REVIEW THE RESTRAINTS BEFORE READING THESE INSTRUCTIONS

- Apparent Tebuthiuron 200 Herbicide may be applied at any time of the year. Treatments become effective after sufficient rainfall has occurred to move the chemical into the root zone where it is absorbed by woody plants. Applications just prior to seasonal rainfall give the most rapid response.
- Herbicidal activity will continue for several seasons after application. During this time woody plants may go through repeated defoliations and re-growths until death occurs. A single application is normally effective for several years.
- Forage grass production usually increases as woody weed competition is reduced. Increased grass production is also dependent on adequate rainfall and an acceptable grazing management program. It is important to allow grasses to seed and seedlings to become established after treatment before grazing pressure is increased. Areas treated with Apparent Tebuthiuron 200 Herbicide may be over seeded with suitable pasture species. Consult your agricultural specialist for details on suitable seeding rates, timing and fertilizer application program.
- The residual action of Apparent Tebuthiuron 200 Herbicide may be impaired if fire occurs before clay pellets are dissolved and the chemical has moved into the root zone.

APPLICATION METHODS

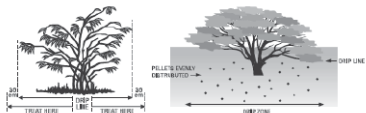
HAND APPLICATION

- Gloves must be used during hand application.
- Apply Apparent Tebuthiuron 200 Herbicide by uniformly distributing by hand using the Apparent Tebuthiuron 200 Herbicide hand dispenser over the desired area after weighing out the recommended quantity of pellets or the Apparent Tebuthiuron 200 Herbicide volumetric measure cup. As an example, a measured weight or measured volume of 20 grams will treat 10 – 20 m² at the rate of 1 – 2 g/m².
- When applying pellets, distribute them under the tree or regrowth canopy from the root crown or stems to 30 cm beyond the drip zone of the plants you want to control.
- The time required to complete plant death depends on soil type, amount of rainfall, root depth, plant species, plant density and rate of Apparent Tebuthiuron 200 Herbicide used.
- Some species may go through several defoliations from 6 months to 2 years before dying.
- Timber and regrowth control with Apparent Tebuthiuron 200 Herbicide pellets may be variable when used on soils with high clay content, high organic matter or when treating deep rooted or more tolerant species.

TREATING INDIVIDUAL TREES BY HAND

- Estimate the area within 30 cm beyond the drip zone, i.e. the area under the plant canopy. It is essential that this area is treated as evenly as possible with pellets being spread from the tree trunk to slightly beyond the drip line formed by the branches.
- **Do not throw all the pellets at the base of the tree trunk.** This will waste material and could result in poor control.

Example




TREATMENT OF CLUMPS OF TREES OR PATCHES OF REGROWTH BY HAND

- Apparent Tebuthiuron 200 Herbicide pellets are particularly effective in treating areas of regrowth.
- Estimate the area within 30 cm beyond the drip zone and apply the Apparent Tebuthiuron 200 Herbicide pellets on a grid pattern to uniformly cover the area.

- Pellets should be applied over the top of regrowth if at all possible in an attempt to maintain a good distribution pattern.

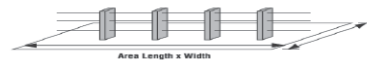
Example



TREATING FENCE LINES BY HAND

- Estimate the area to be treated, along the fence line and then apply Apparent Tebuthiuron 200 Herbicide pellets on both sides of the fence line as evenly as possible within the area extending 30 cm out beyond drip zone.

Example



AERIAL AND GROUND APPLICATION

- Apply Apparent Tebuthiuron 200 Herbicide by uniformly distributing with an approved aircraft or ground driven air equipment, after calibration to achieve the desired application rate.
- Apparent Tebuthiuron 200 Herbicide may be applied at any time of year. Treatments become effective after sufficient rainfall has occurred to move the chemical into the root zone where it is absorbed by woody plants. Applications just prior to seasonal rainfall give the most rapid response.
- Herbicidal activity will continue for several seasons after application. During this time woody plants may go through repeated defoliations and re-growth until death occurs. A single application is normally effective for several years.
- Forage grass production usually increases as woody weed competition is reduced. Increased grass production is also dependent on adequate rainfall and an acceptable grazing management program.
- It is important to allow grasses to seed and seedlings to become established after treatment before grazing pressure is increased. Areas treated with Apparent Tebuthiuron 200 Herbicide may be over seeded with suitable pasture species. Consult your agricultural specialist for details of suitable seeding rates, timing and fertilizer application program.
- The residual action of Apparent Tebuthiuron 200 Herbicide may be impaired if fire occurs before clay pellets are dissolved and the chemical has moved into the root zone.

1. Aerial Application

Aerial application of Apparent Tebuthiuron 200 Herbicide can be carried out by fixed wing aircraft or helicopter fitted with specially designed application apparatus. Use a Positive Metering Device (Meterate) for fixed wing aircraft and Isolair or similar precision equipment for helicopters.

A minimum flying height of 20 metres above the canopy of the target plants must be maintained. The swath width is dependent on the type of spreader used.

The target areas must be correctly marked out and flown with the aid of GPS (Global Positioning System) or markers clearly visible to the operator or a method of marking approved by AIRR Apparent Pty Ltd.

2. Ground Application

Ground applications of Apparent Tebuthiuron 200 Herbicide can be carried out in suitable areas by accredited operators.

CLEANING APPLICATION EQUIPMENT

Thoroughly clean all traces of Apparent Tebuthiuron 200 Herbicide from vessels holding pellets e.g. bucket, measuring cylinder and gloves after use.

Residues cleaned from this application equipment should not be emptied on areas where they will contact roots of desirable trees, shrubs or plants.

RESISTANT WEEDS WARNING

GROUP C HERBICIDE

Apparent Tebuthiuron 200 Herbicide is a member of the Ureas group of herbicides. The product has inhibitors of photosynthesis at photosystem II mode of action. For weed resistance management, the product is a Group C herbicide. Some naturally-occurring weed biotypes resistant to the product and other Group C herbicides may exist through normal genetic variability in any weed population.

The resistant individuals can eventually dominate the weed population if these herbicides are used repeatedly. These resistant weeds will not be controlled by this product or other Group C herbicides.

Since the occurrence of resistant weeds is difficult to detect prior to use, AIRR Apparent Pty Ltd accepts no liability for any losses that may result from the failure of this product to control resistant weeds. Strategies to minimise the risk of herbicide resistance are available. Contact your farm chemical supplier, consultant, local Department of Agriculture or local AIRR Apparent Pty Ltd representative.

PROTECTION OF CROPS, NATIVE AND OTHER NON-TARGET PLANTS

DO NOT allow any roots of desirable plants, trees or ornamentals to contact Apparent Tebuthiuron 200 Herbicide.

Apparent Tebuthiuron 200 Herbicide may cause temporary herbicidal symptoms to appear on perennial grasses. Higher rates of application of Apparent Tebuthiuron 200 Herbicide (2 g/m²) may kill grasses, particularly native annuals. This effect can be minimised by application when grasses are dormant.

Apparent Tebuthiuron 200 Herbicide may seriously injure desirable forage plants such as pasture legumes and other broadleaf plants. These species may regenerate in subsequent seasons.

PROTECTION OF LIVESTOCK

Poisonous plants may become more palatable after application of granules and stock should be kept away from these plants until they have died down.

PROTECTION OF WILDLIFE, FISH, CRUSTACEANS AND ENVIRONMENT

DO NOT contaminate streams, rivers or waterways with the granules or used containers.

STORAGE AND DISPOSAL

Store in the closed original container in a dry, cool well-ventilated area out of direct sunlight. DO NOT store near food, feedstuffs, fertilisers or seed. Do not dispose of granules on-site. Shake bag contents into application equipment until the bag is empty. Do not dispose of undiluted chemicals on-site. Puncture or shred and bury empty bags in a local authority landfill. If no landfill is available, bury the containers below 500 mm in a disposal pit specifically marked out and set up for this purpose clear of waterways, desirable vegetation and tree roots. Empty bags and product should not be burnt.

SMALL SPILL MANAGEMENT

Sweep up material for disposal and contain in a refuse vessel for disposal (see Storage and Disposal Section).

SAFETY DIRECTIONS

Harmful if swallowed. Will irritate the eyes. Repeated exposure may cause allergic disorders. Avoid contact with eyes and skin. When opening the container and preparing the product and using the prepared product wear cotton overalls buttoned to the neck and wrist and a washable hat and elbow-length chemical resistant gloves. Wash hands after use. After each day's use wash gloves and contaminated clothing.

FIRST AID

If poisoning occurs contact a doctor or Poisons Information Centre. Phone Australia 13 11 26.

SAFETY DATA SHEET

Additional information is listed in the safety data sheet (SDS) which is available from the supplier.

CONDITION OF SALE

The use of Apparent Tebuthiuron 200 Herbicide being beyond the control of the manufacturer no warranty expressed or implied is given by AIRR Apparent Pty Ltd regarding its suitability, fitness or efficiency for any purpose for which it is used by the buyer, whether in accordance with the directions or not and AIRR Apparent Pty Ltd accepts with no responsibility for any consequences whatsoever resulting from the use of this product.